

# Climate Transition Global Equity Fund

## OBJECTIVES AND PROCESS

- Seeks long-term capital appreciation
- Invests at least two-thirds of its assets in equity securities of companies located worldwide
- Constructs a portfolio of global companies that the sub-adviser believes are well positioned for a transition to a de-carbonised economy by investing in companies within the MSCI All Country World Index that are identified as being aligned with an average global temperature increase of 2 degrees Celsius or less
- Will target to decarbonise the sub-fund by 2050
- Uses a negative screen to exclude securities issued by companies based on their exposure to ESG risks
- Employs a combination of quantitative tools and fundamental insights to identify companies based on valuation, quality and momentum characteristics
- Seeks to achieve positive excess returns relative to the MSCI All Country World Index

## KEY RISKS

**Currency risk:** Currency exchange rates may fluctuate significantly over short periods of time and can be affected unpredictably by intervention (or the failure to intervene) by relevant governments or central banks, or by currency controls or political developments.

**ESG risk:** applying an ESG screen for security selection may result in lost opportunity in a security or industry resulting in possible underperformance relative to peers. ESG screens are dependent on third-party data and errors in the data may result in the incorrect inclusion or exclusion of a security.

**Smaller-company securities risk:** securities of companies with smaller market capitalisations tend to be more volatile and less liquid than securities of larger companies. **Global investment risk:** securities of certain jurisdictions may experience more rapid and extreme changes in value and may be affected by uncertainties such as international political developments, currency fluctuations and other developments in the laws and regulations of countries in which an investment may be made.

**Emerging market risk:** emerging markets may be more sensitive than more mature markets to a variety of economic factors and may be less liquid than markets in the developed world.

**Leverage risk:** the use of certain types of financial derivative instruments may create leverage which may increase share price volatility.

## Calendar-year performance (%)

Past performance is not indicative of future results.

	2023	2022
Class I (USD) (20 Jul 2021)*	26.97	-17.14
MSCI ACWI Index (Net) <sup>1</sup>	22.20	-18.36

## Performance (%)

	Annualized							
	1 Month	3 Months	Year to date	1 Year	3 Year	5 Year	10 Year	Since incep.
Class I (USD) (20 Jul 2021)*	4.16	3.35	12.40	31.09	—	—	—	8.65
MSCI ACWI Index (Net) <sup>1</sup>	4.06	3.79	8.88	23.56	—	—	—	5.21

Past performance is not indicative of future results. Performance calculations are net of all applicable fees and are calculated on a NAV-to-NAV basis (with income re-invested). Performance shown is for class and currency indicated and returns may increase/decrease as a result of currency fluctuations. \*Share class inception date.

1. Morgan Stanley Capital International (MSCI) All Country World Index (ACWI). The Fund uses the MSCI All Country World Index as a reference for selecting investments and for performance comparison. The investments of the Climate Transition Global Equity Fund may deviate significantly from the components of and their respective weightings in the benchmark.



# Climate Transition Global Equity Fund

## FUND INFORMATION

**Fund managers:** Robert M. Wicentowski, CFA; Justin Carr, CFA  
 CFA® and Chartered Financial Analyst® are trademarks owned by CFA Institute.  
**Fund inception date:** 20 July 2021  
**Asset class:** Global equity  
**Financial year-end:** 31 March  
**Fund size:** \$28.79m (USD)  
**Base currency:** USD  
**Benchmark:** MSCI ACWI Index (Net)<sup>1</sup>  
**Minimum investment (or equivalent value):**  
 Class I: \$1,000,000 (USD)  
**Management approach:** Actively managed  
**Sustainable Finance Disclosure Regulation:**  
 Article 8<sup>2</sup>

## GEOGRAPHIC ALLOCATION (%)

	Compared to benchmark <sup>1</sup>		
North America	60.20		-6.23
Europe	23.58		+7.81
Asia/Pacific ex-Japan	8.43		-2.06
Japan	4.84		-0.46
Other	2.39		+2.39
Africa/Middle East	0.00		-1.09
Latin America	0.00		-0.92
Cash & equivalents	0.56		+0.56

Based on ending weights as of month-end. Source: FactSet.

## Sector weights (%)

	Compared to benchmark <sup>1</sup>		
Information technology	25.92		+1.84
Financials	19.17		+3.15
Health care	13.13		+2.20
Industrials	9.75		-0.96
Consumer discretionary	9.36		-1.11
Communication Services	8.84		+1.02
Utilities	3.40		+0.74
Consumer staples	3.37		-3.09
Real estate	2.49		+0.38
Materials	1.63		-2.58
Cash & equivalents	0.56		+0.56

Based on ending weights as of month-end. Source: FactSet.

## Portfolio characteristics

	Fund	Benchmark <sup>1</sup>
Weighted average market cap	US\$395.76bn	US\$585.20bn
Weighted median market cap	US\$48.12bn	US\$118.85bn
Dividend yield	2.04%	1.93%
EPS growth (3- to 5-year forecast)	14.68%	14.41%
P/E ratio (trailing 12-month)	15.24x	20.95x
P/B ratio	2.35x	3.11x
P/S ratio	1.78x	2.59x
Number of equity holdings	90	2,837

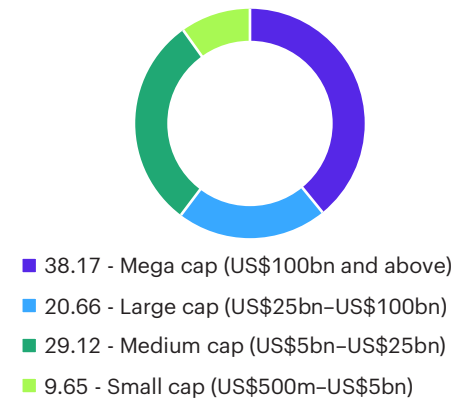
Sources: FactSet and Allspring Global Investments.

## Largest holdings (%)

	Fund
NVIDIA Corporation	5.16
Alphabet Inc. Class C	3.98
Amazon.com, Inc.	3.34
Visa Inc. Class A	2.04
Unum Group	1.88
Flex Ltd.	1.82
Taiwan Semiconductor Manufacturing Co., Ltd.	1.78
Broadcom Inc.	1.74
Centrica plc	1.72
Publicis Groupe SA	1.71

Based on ending weights as of month-end. Source: FactSet. The information shown is not intended to be, nor should it be construed to be, a recommendation to buy or sell an individual security.

## Holding market capitalisation (%)



Based on ending weights as of month-end. Source: FactSet.

<sup>1</sup> Morgan Stanley Capital International (MSCI) All Country World Index (ACWI). The Fund uses the MSCI All Country World Index as a reference for selecting investments and for performance comparison. The investments of the Climate Transition Global Equity Fund may deviate significantly from the components of and their respective weightings in the benchmark.

<sup>2</sup> Promotes environmental and social characteristics but does not have a sustainable investment objective.



# Climate Transition Global Equity Fund

## Share class information (Share class and currency availability varies by jurisdiction)

	Inception date	Distribution type	ISIN code	Bloomberg ID	NAV	Annual Mgmt Fee	Ongoing charges/TER (%)**
Class I (USD)	20 Jul 2021	Accumulating	LU2332864789	WE2DEII LX	126.80	0.55	0.650

\*\*The ongoing charges/total expense ratio (TER) reflects annual total operating expenses for the class, excludes transaction costs and is expressed as a percentage of net asset value. The figure shown is from current KID. The investment manager has committed to reimburse the Sub-Fund when the ongoing charges exceed the agreed upon TER. Ongoing charges may vary over time.

## ESG metrics

The data provided is for transparency and informational purposes only. The ESG metrics are not indicative of how or whether ESG factors will be utilised by the fund. The information is based on third party ratings and, unless otherwise stated within a fund's investment objective, do not change a fund's investment objective or constrain the fund's investable universe. For more information regarding a fund's investment strategy, please see the fund's prospectus. Refer to [allspringglobal.com](https://allspringglobal.com) for further sustainability disclosures.

### MSCI ESG SCORE

	Fund		Benchmark	
	Value	Coverage	Value	Coverage
MSCI Overall Score	7.0	100%	6.8	100%
MSCI Environmental Score	6.9	100%	6.6	100%
MSCI Social Score	5.3	100%	5.1	100%
MSCI Governance Score	5.8	100%	5.6	100%

Data is sourced from MSCI ESG Research where companies are rated on a scale of 0 – 10 (0 - worst, 10 - best). Weighted average scores exclude effects of unrated securities.

### PRODUCT/ACTIVITY INVOLVEMENT (%)

	Fund	Benchmark
Controversial Weapons	0.00	1.53
Oil Sands	0.00	0.23
Small Arms	0.00	0.12
Thermal Coal	0.00	1.05
Tobacco	0.00	0.65
UNGC violators	0.00	1.14

Source: Allspring Global Investments. This report contains information developed by Sustainalytics. Such information and data are proprietary of Sustainalytics and/or its third-party suppliers (Third Party Data) and are provided for informational purposes only. They do not constitute an endorsement of any product or project, nor an investment advice and are not warranted to be complete, timely, accurate or suitable for a particular purpose. Their use is subject to conditions available at <https://www.sustainalytics.com/legal-disclaimers>. Copyright © 2024 Sustainalytics. All rights reserved.

### SUSTAINALYTICS ESG RISK SCORE

	Value	Coverage
Fund	19	100%
Benchmark	21	99%

ESG Risk Ratings measure exposure to and management of ESG risks. Lower risk scores reflect less ESG risk. Sustainalytics ESG Risk Scores measure ESG risks on a scale of 0 – 100 (0 - no ESG Risk, >40 - Severe ESG Risk).

### CARBON CHARACTERISTICS

	Fund		Benchmark		% above/below benchmark
	Value	Coverage	Value	Coverage	
Carbon to value invested (metric tons CO2e/\$1MM invested)*	32	99%	70	99%	-54%
Weighted average carbon intensity (metric tons CO2e/\$1MM revenues)*	54	99%	173	99%	-69%

\*Carbon emissions includes operational and first-tier supply chain greenhouse gas emissions. Data sourced from S&P Trucost Limited.



# Climate Transition Global Equity Fund

## ESG metrics (continued)

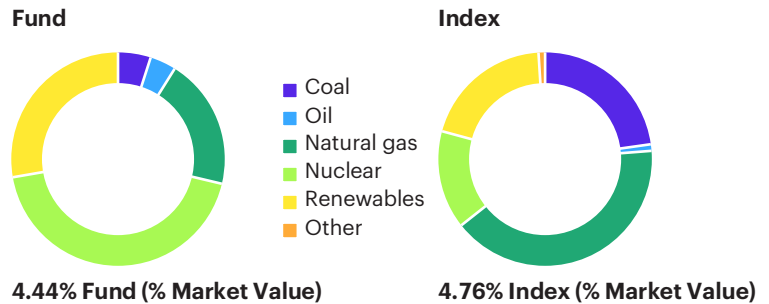
### FOSSIL FUEL RESERVE EMISSIONS

	Fund	Benchmark
Coal (metric tons CO2e/\$1MM invested)	0	72762
Gas (metric tons CO2e/\$1MM invested)	0	7530
Oil (metric tons CO2e/\$1MM invested)	0	20930

Data sourced from S&P Trucost Limited.

### ENERGY GENERATION MIX

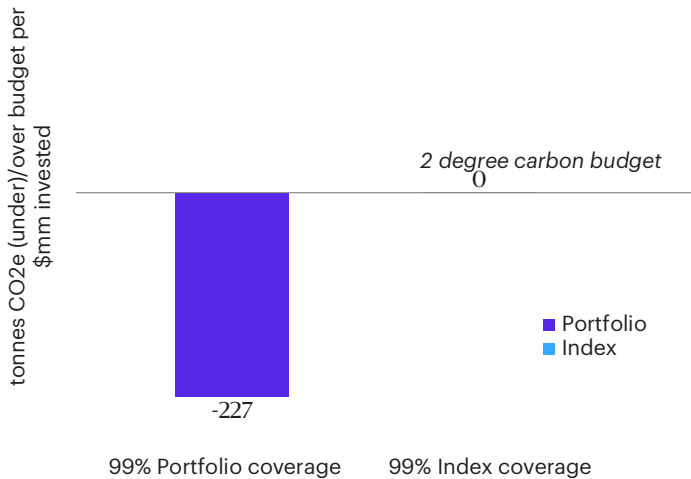
Proportion of total energy generation by primary energy source



Data sourced from S&P Trucost Limited.

### TWO DEGREE ALIGNMENT

Based on realized and forecasted carbon reductions from 2012 - 2025



Data source: S&P Trucost. S&P Trucost's approach is described as a transition pathway assessment, which assesses the adequacy of emissions reductions over time in meeting the needs to reduce emissions in line with a 2°C carbon budget. Their methodology tracks company emissions and activity levels, including forward-looking indicators over a medium-term time horizon. Their transition pathway approach is adapted from methodologies highlighted by the Science Based Targets Initiative (which represents a collaboration by the non-governmental organizations CDP, UNGC, WRI, and WWF). Values below zero are aligned, while those above zero are misaligned.



# Climate Transition Global Equity Fund

## Information for Singapore investors:

**The information contained herein is for professional clients and eligible counterparties only and must not be distributed to, read or relied upon by retail clients.**

For Institutional Investors only. Neither the Allspring (Lux) Worldwide Fund (the "Fund") or Allspring Global Investments ("Allspring") is making any representation with respect to the eligibility of any recipients of this document to acquire the Shares therein under the laws of Singapore. The collective investment scheme offered is a recognised scheme under the Securities and Futures Act. A copy of the prospectus / information memorandum / offering document (as applicable) has been lodged with and registered by the Monetary Authority of Singapore (the "Authority") and may be obtained from the Fund's manager or any of its approved distributors. Potential investors should read the prospectus / information memorandum / offering document (as applicable) for details on the relevant fund before deciding whether to subscribe for, or purchase units in the fund. The Authority assumes no responsibility for the contents of the prospectus / information memorandum / offering document (as applicable). Registration of the prospectus / information memorandum / offering document (as applicable) by the Authority does not imply that the Securities and Futures Act, or any other legal or regulatory requirements have been complied with. The Authority has not, in any way, considered the investment merits of the collective investment scheme.

Allspring is the trade name for the asset management firms of Allspring Global Investments Holdings, LLC, a holding company indirectly owned by certain portfolio companies of GTCR LLC and Reverence Capital Partners, L.P. Allspring includes but is not limited to Allspring Global Investments (Singapore) Pte. Ltd., Allspring Global Investments (Hong Kong) Limited and Allspring Global Investments (Japan) Limited.

More information about the Allspring (Lux) Worldwide Fund and its sub-funds (herein, the Fund), including the privacy policy, a copy of the prospectus or key investor information documents (KIIDs), which includes detailed information such as objectives and complete information on the risks, is available upon request, from your regional Allspring contact, or by visiting the Fund's website at [www.allspringglobal.com](http://www.allspringglobal.com).

## Information for South Korea investors:

For Qualified Professional Investors only. Neither the Allspring (Lux) Worldwide Fund or Allspring is making any representation with respect to the eligibility of any recipients of this document to acquire the shares therein under the laws of Korea, including but without limitation the Foreign Exchange Transaction Act and Regulations thereunder. The shares may only be offered to Qualified Professional Investors, as such term is defined under the Financial Investment Services and Capital Markets Act, and none of the shares may be offered, sold or delivered, or offered or sold to any person for re-offering or resale, directly or indirectly, in Korea or to any resident of Korea except pursuant to applicable laws and regulations of Korea.

Allspring is the trade name for the asset management firms of Allspring Global Investments Holdings, LLC, a holding company indirectly owned by certain portfolio companies of GTCR LLC and Reverence Capital Partners, L.P. Allspring includes but is not limited to Allspring Global Investments (Singapore) Pte. Ltd., Allspring Global Investments (Hong Kong) Limited and Allspring Global Investments (Japan) Limited.